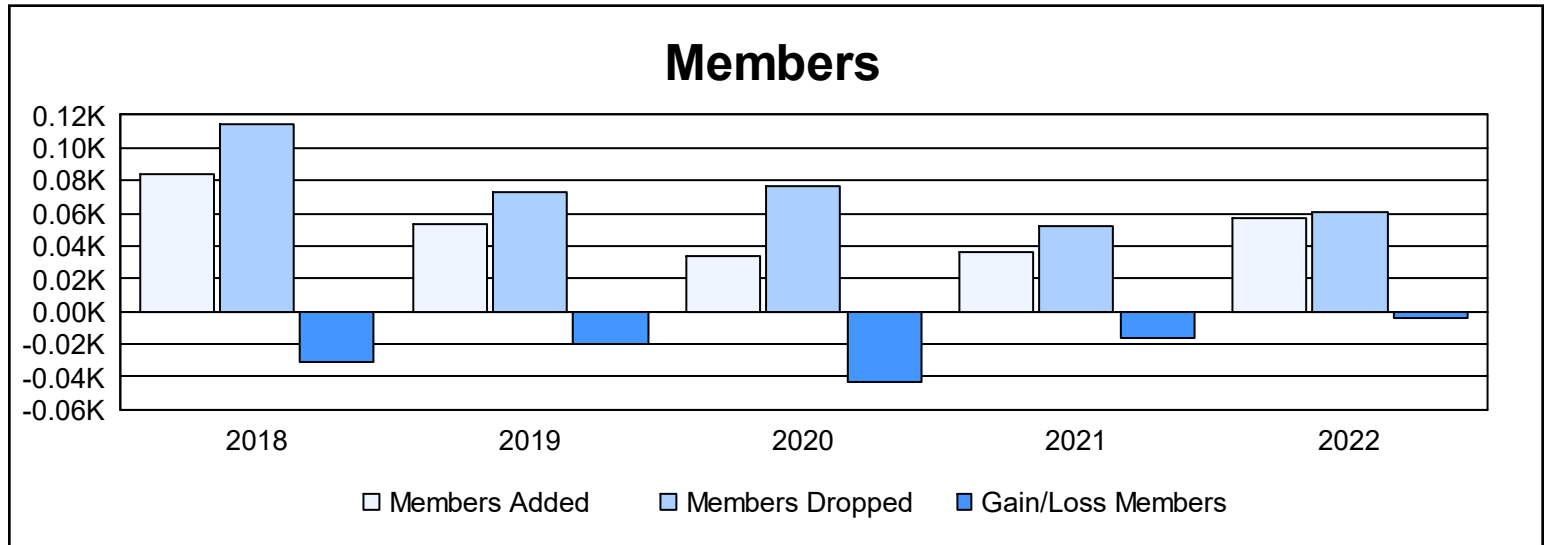
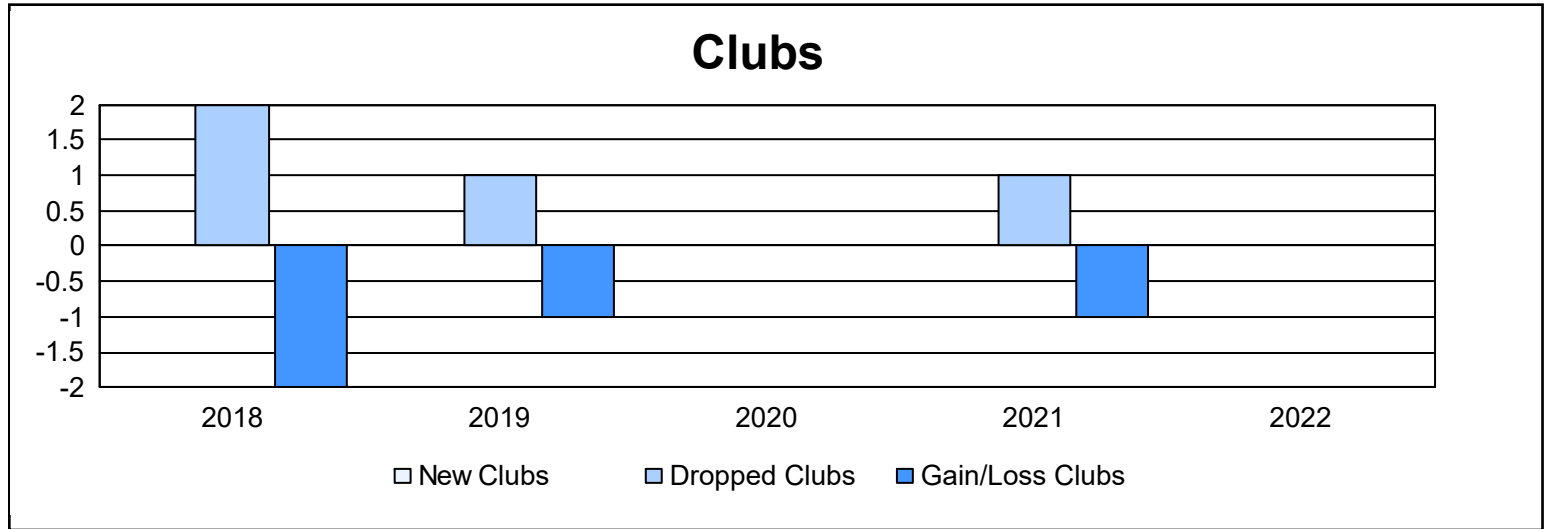
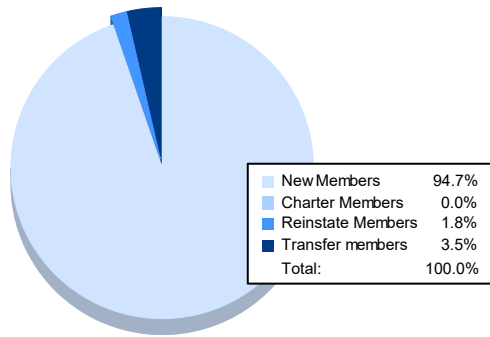


| Year | New Clubs | Dropped Clubs | Gain/ Loss Clubs | New Members | Charter Members | Reinstate Members | Transfer Members | Total Member Added | Total Members Dropped | Gain/ Loss Members |
|----------------|-----------|---------------|------------------|-------------|-----------------|-------------------|------------------|--------------------|-----------------------|--------------------|
| 2017-2018 | 0 | 2 | -2 | 81 | 0 | 2 | 1 | 84 | 115 | -31 |
| 2018-2019 | 0 | 1 | -1 | 49 | 1 | 1 | 2 | 53 | 73 | -20 |
| 2019-2020 | 0 | 0 | 0 | 20 | 1 | 0 | 13 | 34 | 77 | -43 |
| 2020-2021 | 0 | 1 | -1 | 30 | 0 | 2 | 4 | 36 | 52 | -16 |
| 2021-2022 | 0 | 0 | 0 | 54 | 0 | 1 | 2 | 57 | 61 | -4 |
| Average | 0 | 1 | -1 | 47 | 0 | 1 | 4 | 53 | 76 | -23 |



Membership Composition June 2022 Cumulative



Gender Composition June 2022 Cumulative

